
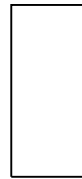




# The History Museum

South Bend, Indiana


www.historymuseumsb.org



## Public and School Presentations



Civil War



Shipwrecks of The Great Lakes



Phone: 574-235-9664, ext. 242  
Fax: 574-235-9059  
Email: education@historymuseumsb.org



## Indiana History

### Current Presentations:

#### South Bend/Mishawaka Industrial History:

Not long ago everyone in the United States knew where South Bend and Mishawaka, Indiana were located. Thousands of products, large and small, have been made in the South Bend-Mishawaka area. This presentation teaches the industrious (and some say glorious) past of the area.

Time: 1 to 1-1/2 hrs.

## Civil War

#### The Fur Trade In Northern Indiana:

In 1679 the French explorer Robert LaSalle traveled through what would later become St. Joseph County. His exploration through this area set off a wave of fur traders and trappers relocating to the St. Joseph River Valley. This region of Indiana participated in one of the first worldwide trading industries—the fur trade.

Time: 1 to 2 hrs.

## Local Industries

#### The Civil War / Medicine and Health During the Civil War/ The Civil War Through Pictures:

This American conflict lasted almost 4 years and produced over 600,000 casualties. These different presentations explore diverse topics and try to explain the how, what, and why of the American Civil War. \*Contains some graphic images



Time: 1-1/2 to 2 hrs.

## World War II

#### The Oliver Chilled Plow Works/The Oliver Family:

In 1857 the Scottish immigrant James Oliver perfected and patented a special process of plow making that would forever change agriculture. These two presentations investigate the founding of the Oliver Chilled Plow Works company and the Oliver family. The Oliver Family is the quintessential American story of an immigrant coming to America and building his fortune. The family did more than just build a factory, they contributed to the South Bend community through large building campaigns and this presentation demonstrates those activities.

Time: 30 mins. to 1-1/2 hrs.

## Local History



#### World War I/The Holocaust:

From Pearl Harbor to V-J Day, the World War II presentation graphically shows the impact of the war on America and its citizens. The events, world leaders, causes and overall outcome is discussed. The Holocaust presentation frankly presents the events before and during the catastrophic pogrom to eliminate Nazi Germany's 'undesirables.'

\*Contains graphic images

Time: 1-2 hrs.

## Shipwrecks

#### Shipwrecks of the Great Lakes:

Did you know that there are more than 10,000 shipwrecks in the 5 Great Lakes? This presentation focuses upon just a few of the most disastrous and unexplained shipwrecks in the waters of the Great Lakes.



Time: 1 to 1-1/2 hrs.

#### Information About Presentations:

In-class/public presentations are scheduled on first-come-first-served basis and limited to the Director of Education's schedule. The presentations are computer-based and the Director of Education will bring his laptop and LCD projector (if your school/classroom/presentation location doesn't have one). Access to two (2) power outlets will be necessary, which means you may need extension cords. The Director of School Programs can present to any number of students provided you have the space. Monetary mileage reimbursement may apply.

